



American Association of
Motor Vehicle Administrators

National Association of Publicly Funded Truck Driving Schools

April 23, 2024

Ian Grossman, AAMVA President and CEO

OUR VISION

Safe drivers

Safe vehicles

Secure identities

Saving lives!



AAMVA FY23 BY THE NUMBERS

99.89% SYSTEMS UPTIME

69 JURISDICTION MEMBERS

83 TRAINING COURSES AND WEBINARS OFFERED

329,948 WEBSITE VISITORS

2.1 Billion IT TRANSACTIONS

1,095 AIC ATTENDEES

326 MEMBER VOLUNTEERS SERVING ON BOARDS/COMMITTEES/WORKING GROUPS

228 ASSOCIATE MEMBERS

OUR MISSION

Serve North American motor vehicle and law enforcement agencies to accomplish their missions.

OUR VISION

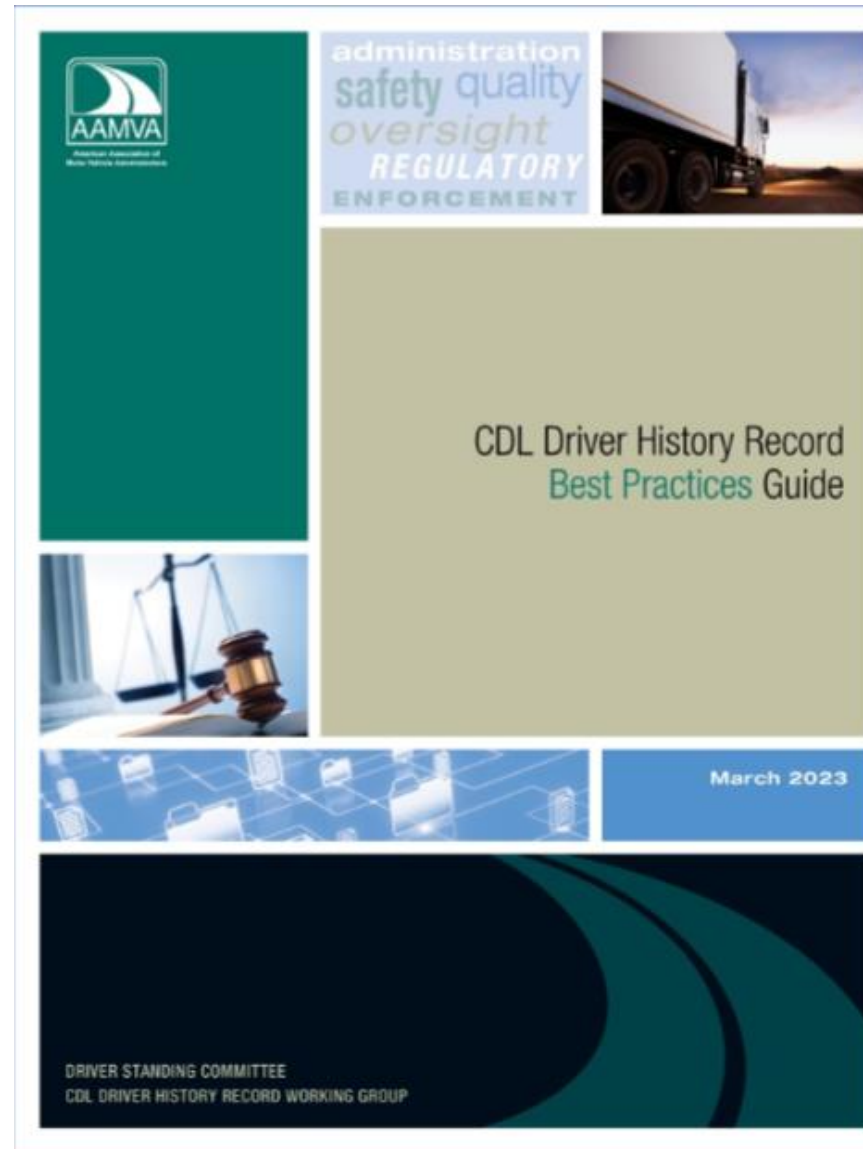
*Safe drivers
Safe vehicles
Secure identities
Saving lives!*





American Association of
Motor Vehicle Administrators

Commercial Driver Licensing





Examiner Training



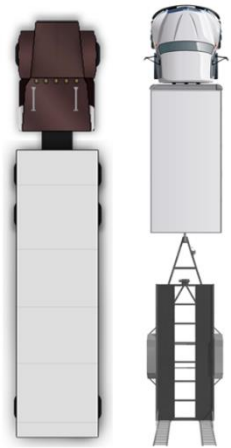


CDL Test System Modernization

PRE-TRIP VEHICLE INSPECTION TEST		BASIC CONTROL SKILLS TEST																																																																																																																																							
In-Vehicle/Engine Start <input type="checkbox"/> lighting indicators (L-R-4-H-ABS-DEF) <input type="checkbox"/> emergency equipment (F-E-T) <input type="checkbox"/> windshield & mirrors & monitoring devices <input type="checkbox"/> wipers & washers <input type="checkbox"/> heater & defroster <input type="checkbox"/> horn(s) <input type="checkbox"/> parking & trailer brake check <input type="checkbox"/> service brake check <input type="checkbox"/> *air (1-2-3-4) or *hydraulic brake check Lights Operations Check <input type="checkbox"/> front (L-R-4-HL-HB-C) <input type="checkbox"/> side (L-R-4-C) <input type="checkbox"/> rear (L-R-4-TL-BL-C) Front of Vehicle/Engine Compartment <input type="checkbox"/> lenses <input type="checkbox"/> fluid levels (O-C-PS-HF) <input type="checkbox"/> fluid & air leaks <input type="checkbox"/> battery / electrical systems <input type="checkbox"/> steering systems Driver's Side Steering Axle <input type="checkbox"/> tires (I-C-D) <input type="checkbox"/> rims <input type="checkbox"/> lug nuts <input type="checkbox"/> springs / air bags / shocks <input type="checkbox"/> brake lines or hoses / leaks <input type="checkbox"/> brake contaminates Side of Vehicle <input type="checkbox"/> lenses & reflectors <input type="checkbox"/> mirror(s) or monitoring devices <input type="checkbox"/> fuel tank(s) <input type="checkbox"/> frame(s)	Combination Vehicles Only <input type="checkbox"/> air & electric lines / connectors <input type="checkbox"/> fifth wheel skid plate or <u>pin</u> hook or tow hitch <input type="checkbox"/> kingpin / apron / gap or drawbar ring & tongue or coupler & tongue Trailer Only <input type="checkbox"/> landing gear & clearance <input type="checkbox"/> reflective tape Rear of Vehicle or Trailer <input type="checkbox"/> lenses & reflectors Passenger Only <input type="checkbox"/> passenger entry & lift <input type="checkbox"/> emergency exits <input type="checkbox"/> passenger seating <input type="checkbox"/> passenger mirrors & monitoring devices School Bus Only <input type="checkbox"/> student lights (front & back) <input type="checkbox"/> stop arm(s) & safety arm <input type="checkbox"/> first aid & body fluid kits TOTAL VI SCORE <input type="text"/> (total missed) <input type="checkbox"/> Automatic Failure <input type="checkbox"/> Unsafe Act <input type="checkbox"/> Failure to Follow Instructions * Automatic failure if not performed correctly REFER TO APPENDIX A FOR PASSING SCORES	Step 1 – Forward Stop <table border="1"> <tr><td>Back-Up</td><td>0</td><td>1</td><td>2</td><td>3</td><td>4</td><td>5</td><td>6</td><td>Total</td></tr> <tr><td>Encroachments</td><td>2</td><td>4</td><td>6</td><td>8</td><td>10</td><td>12</td><td>14</td><td></td></tr> <tr><td>Forward Stop Box</td><td>0</td><td>5</td><td></td><td></td><td></td><td></td><td></td><td></td></tr> </table> Step 2 – Straight-Line Backing <table border="1"> <tr><td>Pull-ups</td><td>0</td><td>1</td><td>2</td><td>3</td><td>4</td><td>5</td><td>6</td><td>Total</td></tr> <tr><td>Encroachments</td><td>2</td><td>4</td><td>6</td><td>8</td><td>10</td><td>12</td><td>14</td><td></td></tr> <tr><td>Looks</td><td>0</td><td>5</td><td></td><td></td><td></td><td></td><td></td><td></td></tr> <tr><td>Final Position</td><td>0</td><td>13</td><td></td><td></td><td></td><td></td><td></td><td></td></tr> </table> Step 3 – Forward Offset Tracking <table border="1"> <tr><td>Back-Up</td><td>5</td><td>13</td><td></td><td></td><td></td><td></td><td></td><td>Total</td></tr> <tr><td>Encroachments</td><td>2</td><td>4</td><td>6</td><td>8</td><td>10</td><td>12</td><td>14</td><td></td></tr> <tr><td>Clearance</td><td>0</td><td>5</td><td></td><td></td><td></td><td></td><td></td><td></td></tr> <tr><td>Final Position</td><td>0</td><td>13</td><td></td><td></td><td></td><td></td><td></td><td></td></tr> </table> Step 4 – Reverse Offset Backing <table border="1"> <tr><td>Pull-ups</td><td>0</td><td>0</td><td>1</td><td>2</td><td>3</td><td>4</td><td>5</td><td>Total</td></tr> <tr><td>Encroachments</td><td>2</td><td>4</td><td>6</td><td>8</td><td>10</td><td>12</td><td>14</td><td></td></tr> <tr><td>Looks</td><td>0</td><td>0</td><td></td><td></td><td></td><td></td><td></td><td></td></tr> <tr><td>Final Position</td><td>0</td><td>13</td><td></td><td></td><td></td><td></td><td></td><td></td></tr> </table> <input type="checkbox"/> Automatic Failure <input type="checkbox"/> Unsafe Act <input type="checkbox"/> Failure to Follow Instructions TOTAL BCS SCORE <input type="text"/> (total errors all exercises) Passing score: ___ points or less all vehicles. NOTES:	Back-Up	0	1	2	3	4	5	6	Total	Encroachments	2	4	6	8	10	12	14		Forward Stop Box	0	5							Pull-ups	0	1	2	3	4	5	6	Total	Encroachments	2	4	6	8	10	12	14		Looks	0	5							Final Position	0	13							Back-Up	5	13						Total	Encroachments	2	4	6	8	10	12	14		Clearance	0	5							Final Position	0	13							Pull-ups	0	0	1	2	3	4	5	Total	Encroachments	2	4	6	8	10	12	14		Looks	0	0							Final Position	0	13						
Back-Up	0	1	2	3	4	5	6	Total																																																																																																																																	
Encroachments	2	4	6	8	10	12	14																																																																																																																																		
Forward Stop Box	0	5																																																																																																																																							
Pull-ups	0	1	2	3	4	5	6	Total																																																																																																																																	
Encroachments	2	4	6	8	10	12	14																																																																																																																																		
Looks	0	5																																																																																																																																							
Final Position	0	13																																																																																																																																							
Back-Up	5	13						Total																																																																																																																																	
Encroachments	2	4	6	8	10	12	14																																																																																																																																		
Clearance	0	5																																																																																																																																							
Final Position	0	13																																																																																																																																							
Pull-ups	0	0	1	2	3	4	5	Total																																																																																																																																	
Encroachments	2	4	6	8	10	12	14																																																																																																																																		
Looks	0	0																																																																																																																																							
Final Position	0	13																																																																																																																																							

Class A Checklist Tractor Semi-Trailer or Truck & Trailer or Bus & Trailer

- In-Vehicle/Engine Start**
 - lighting indicators
 - emergency equipment
 - windshield & mirrors & monitoring devices
 - wipers & washers
 - heater & defroster
 - horn(s)
 - parking & trailer brake check
 - service brake check
 - *air or *hydraulic brake check
- Lights Operations Check**
 - front
 - side
 - rear
- Front of Vehicle/Engine Compartment**
 - lenses
 - fluid levels
 - fluid & air leaks
 - battery / electrical systems
 - steering systems
- Driver's Side Steering Axle**
 - tires
 - rims
 - lug nuts
 - springs / air bags / shocks
 - brake lines or hoses / leaks
 - brake contaminates
- Side of Vehicle**
 - lenses & reflectors
 - mirror(s) or monitoring devices
 - fuel tank(s)
 - frame(s)
- Combination Vehicles Only**
 - air & electric lines / connectors
 - fifth wheel skid plate or pin hook or tow hitch
 - kingpin / apron / gap or drawbar ring & tongue or coupler & tongue
 - locking & safety devices
- Trailer Only**
 - landing gear & clearance
 - reflective tape
- Rear of Vehicle or Trailer**
 - lenses & reflectors



- Passenger Only**
 - passenger entry & lift
 - emergency exits
 - passenger seating
 - passenger mirrors & monitoring devices
- School Bus Only**
 - student lights (front & back)
 - stop arm(s) & safety arm
 - first aid & body fluid kits

* Automatic failure if not performed correctly
You may use this checklist for your CDL Vehicle Inspection test, but NO additional markings or writing may be placed on this list.

Class B or Class C Checklist Passenger or School Bus

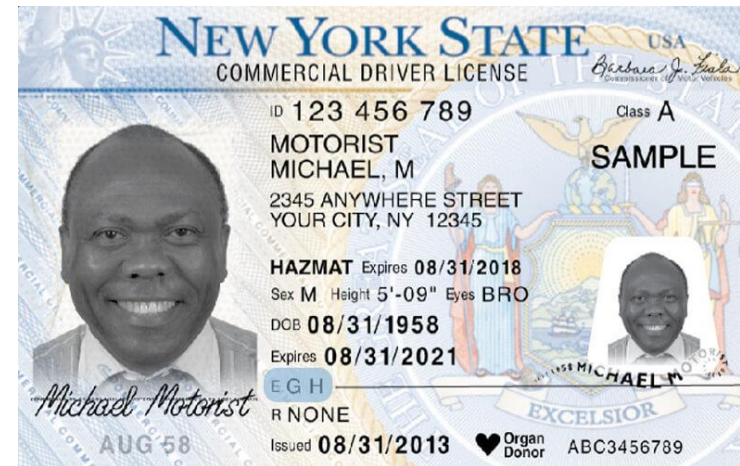
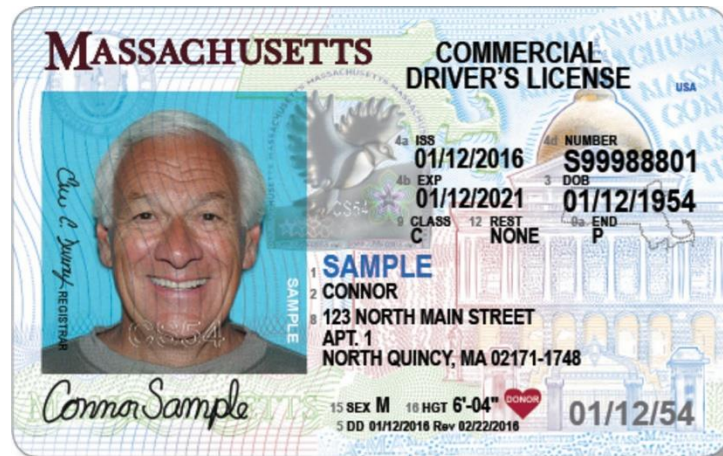

- In-Vehicle/Engine Start**
 - lighting indicators
 - emergency equipment
 - windshield & mirrors & monitoring devices
 - wipers & washers
 - heater & defroster
 - horn(s)
 - parking & trailer brake check
 - service brake check
 - *air or *hydraulic brake check
- Lights Operations Check**
 - front
 - side
 - rear
- Front of Vehicle/Engine Compartment**
 - lenses
 - fluid levels
 - fluid & air leaks
 - battery / electrical systems
 - steering systems
- Driver's Side Steering Axle**
 - tires
 - rims
 - lug nuts
 - springs / air bags / shocks
 - brake lines or hoses / leaks
 - brake contaminates
- Side of Vehicle**
 - lenses & reflectors
 - mirror(s) or monitoring devices
 - fuel tank(s)
 - frame(s)
- Rear of Vehicle or Trailer**
 - lenses & reflectors
- Passenger Only**
 - passenger entry & lift
 - emergency exits
 - passenger seating
 - passenger mirrors & monitoring devices
- School Bus Only**
 - student lights (front & back)
 - stop arm(s) & safety arm
 - first aid & body fluid kits



* Automatic failure if not performed correctly
You may use this checklist for your CDL Vehicle Inspection test, but NO additional markings or writing may be placed on this list.

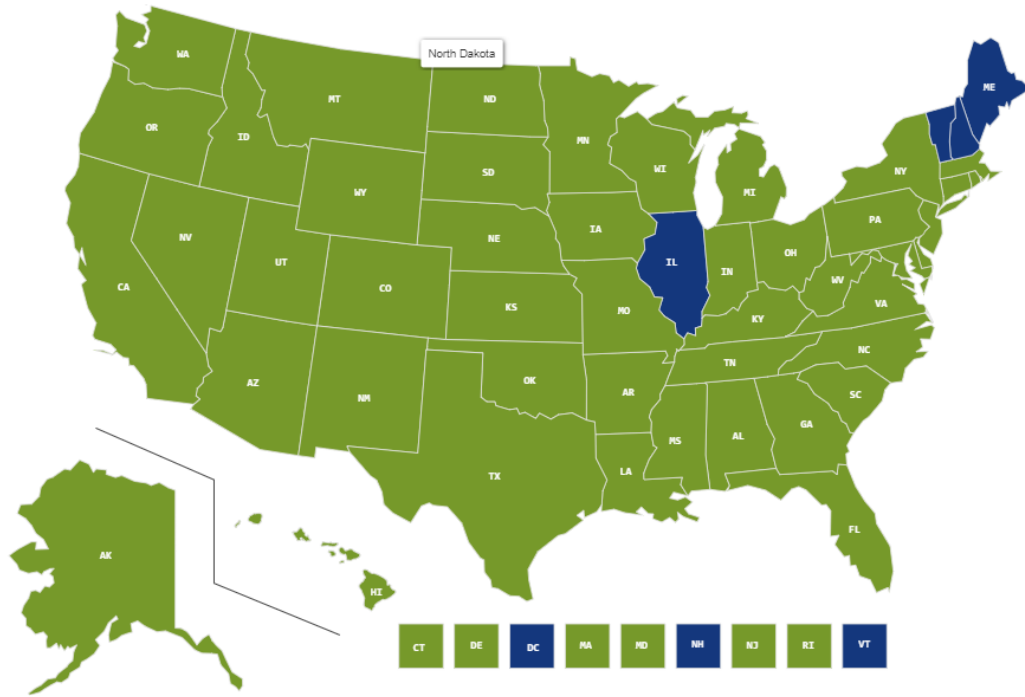


CDLIS

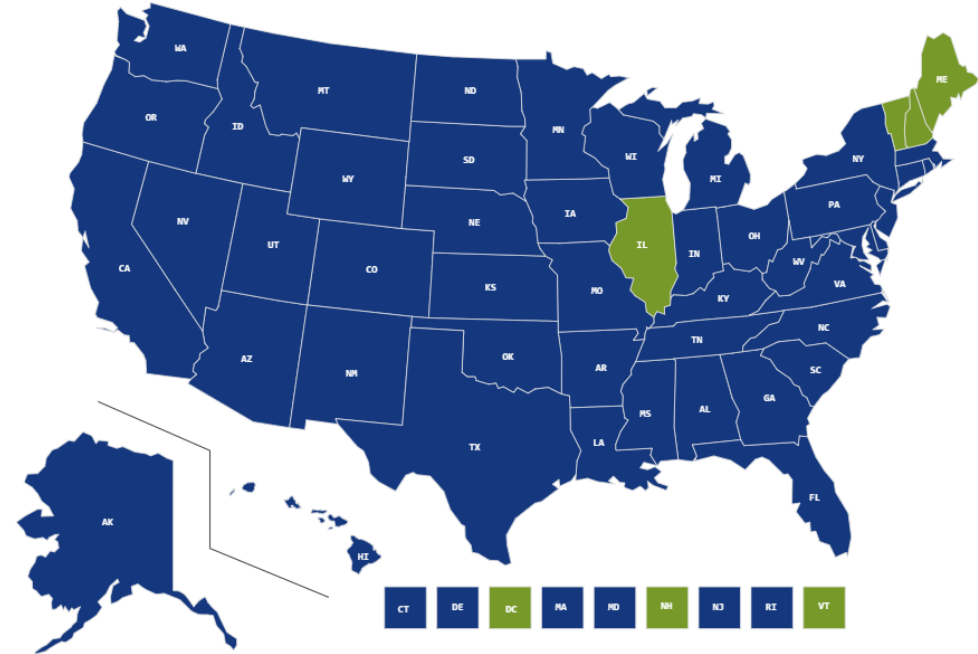




CSTIMS and Report Out of State Test Results (ROOSTR)



	# of Jurisdictions
Participating	46
Not participating	5



	# of Jurisdictions
Participating	5
Not participating	46

3rd party CDL testers will obtain testing/training materials from their State CDL Coordinators

**Class B or Class C Checklist
Passenger or School Bus**

<p>In-Vehicle/Engine Start</p> <ul style="list-style-type: none"> <input type="checkbox"/> lighting indicators <input type="checkbox"/> emergency equipment <input type="checkbox"/> windshield & mirrors & monitoring devices <input type="checkbox"/> wipers & washers <input type="checkbox"/> heater & defroster <input type="checkbox"/> horn(s) <input type="checkbox"/> parking & trailer brake check <input type="checkbox"/> service brake check <input type="checkbox"/> *air or *hydraulic brake check <p>Passenger Only</p> <ul style="list-style-type: none"> <input type="checkbox"/> passenger entry & lift <input type="checkbox"/> emergency exits <input type="checkbox"/> passenger seating <input type="checkbox"/> passenger mirrors & monitoring devices <p>School Bus Only</p> <ul style="list-style-type: none"> <input type="checkbox"/> student lights (front & back) <input type="checkbox"/> stop arm(s) & safety arm <input type="checkbox"/> first aid & body fluid kits <p>Lights Operations Check</p> <ul style="list-style-type: none"> <input type="checkbox"/> front <input type="checkbox"/> side <input type="checkbox"/> rear <p>Front of Vehicle/Engine Area</p> <ul style="list-style-type: none"> <input type="checkbox"/> lenses <input type="checkbox"/> fluid levels <input type="checkbox"/> fluid & air leaks <input type="checkbox"/> steering systems <p>Steering Axle</p> <ul style="list-style-type: none"> <input type="checkbox"/> tires <input type="checkbox"/> rims <input type="checkbox"/> lug nuts <input type="checkbox"/> springs & air bags & shocks <input type="checkbox"/> brake lines or hoses & leaks <input type="checkbox"/> brake contaminates <p>Side of Vehicle</p> <ul style="list-style-type: none"> <input type="checkbox"/> lenses & reflectors <input type="checkbox"/> mirror(s) & monitoring devices <input type="checkbox"/> battery & electrical systems <input type="checkbox"/> fuel tank(s) <input type="checkbox"/> frame(s) <p>Rear of Vehicle</p> <ul style="list-style-type: none"> <input type="checkbox"/> lenses & reflectors 	
--	--

* Automatic failure if not performed correctly

You may use this checklist for your CDL Vehicle Inspection test, but NO additional markings or writing may be placed on this list. You MUST name, point to or touch each safety critical item and explain WHAT you are inspecting for and WHY (rationale) you are inspecting it.

**Class A Checklist
Tractor Semi-Trailer or Truck & Trailer or Bus & Trailer**

<p>In-Vehicle/Engine Start</p> <ul style="list-style-type: none"> <input type="checkbox"/> lighting indicators <input type="checkbox"/> emergency equipment <input type="checkbox"/> windshield & mirrors & monitoring devices <input type="checkbox"/> wipers & washers <input type="checkbox"/> heater & defroster <input type="checkbox"/> horn(s) <input type="checkbox"/> parking & trailer brake check <input type="checkbox"/> service brake check <input type="checkbox"/> *air or *hydraulic brake check <p>Lights Operations Check</p> <ul style="list-style-type: none"> <input type="checkbox"/> front <input type="checkbox"/> side <input type="checkbox"/> rear <p>Front of Vehicle/Engine Area</p> <ul style="list-style-type: none"> <input type="checkbox"/> lenses <input type="checkbox"/> fluid levels <input type="checkbox"/> fluid & air leaks <input type="checkbox"/> steering systems <p>Steering Axle</p> <ul style="list-style-type: none"> <input type="checkbox"/> tires <input type="checkbox"/> rims <input type="checkbox"/> lug nuts <input type="checkbox"/> springs & air bags & shocks <input type="checkbox"/> brake lines or hoses & leaks <input type="checkbox"/> brake contaminates <p>Side of Vehicle</p> <ul style="list-style-type: none"> <input type="checkbox"/> lenses & reflectors <input type="checkbox"/> mirror(s) & monitoring devices <input type="checkbox"/> battery & electrical systems <input type="checkbox"/> fuel tank(s) <input type="checkbox"/> frame(s) <p>Combination Vehicles Only</p> <ul style="list-style-type: none"> <input type="checkbox"/> air & electric lines & connectors <input type="checkbox"/> fifth wheel skid plate or pintle hook or tow hitch <input type="checkbox"/> kingpin & apron & gap or drawbar ring & tongue or coupler & tongue <input type="checkbox"/> locking & safety devices <p>Trailer Only</p> <ul style="list-style-type: none"> <input type="checkbox"/> landing gear & clearance <input type="checkbox"/> reflective tape <p>Rear of Trailer</p> <ul style="list-style-type: none"> <input type="checkbox"/> lenses & reflectors 	
---	--

Passenger Only

- passenger entry & lift
- emergency exits
- passenger seating
- passenger mirrors & monitoring devices

School Bus Only

- student lights (front & back)
- stop arm(s) & safety arm
- first aid & body fluid kits

* Automatic failure if not performed correctly

You may use this checklist for your CDL Vehicle Inspection test, but NO additional markings or writing may be placed on this list. You MUST name, point to or touch each safety critical item and explain WHAT you are inspecting for and WHY (rationale) you are inspecting it.

**Class B or Class C Checklist
Straight Truck or Other Straight Vehicle**

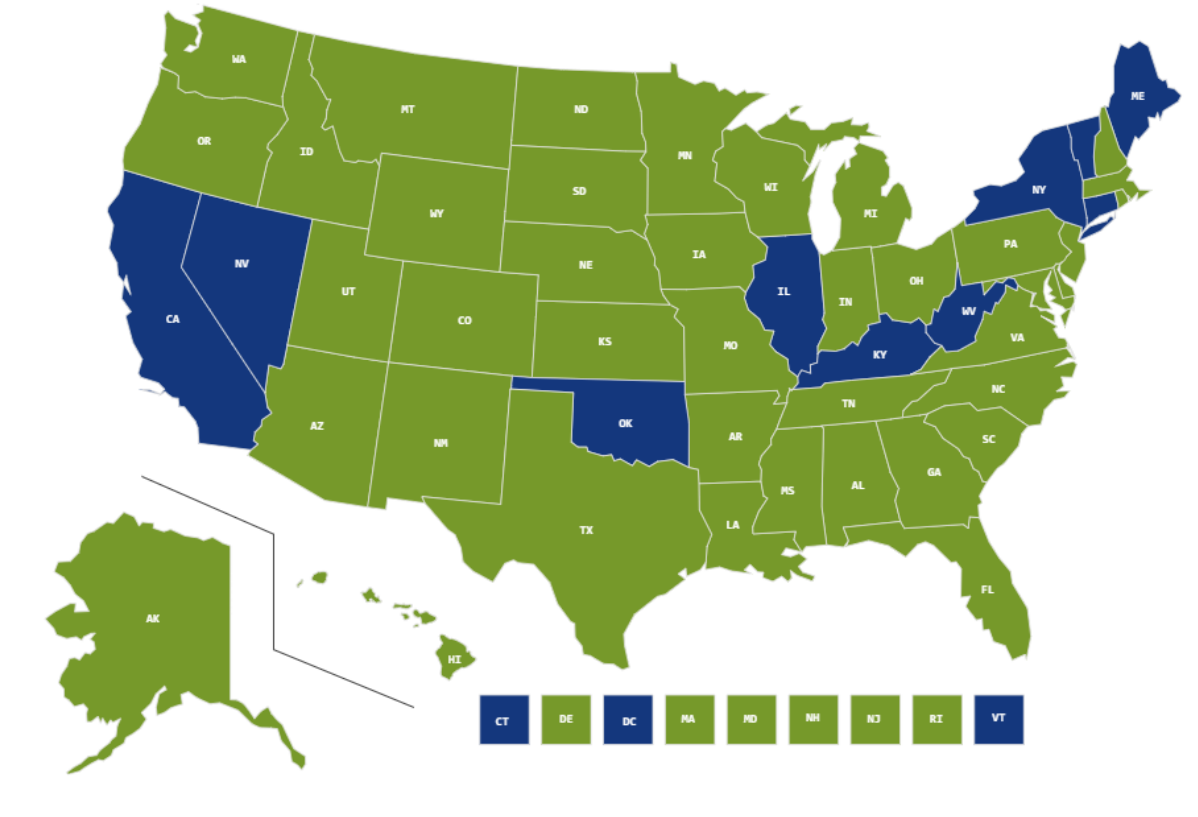
<p>In-Vehicle/Engine Start</p> <ul style="list-style-type: none"> <input type="checkbox"/> lighting indicators <input type="checkbox"/> emergency equipment <input type="checkbox"/> windshield & mirrors & monitoring devices <input type="checkbox"/> wipers & washers <input type="checkbox"/> heater & defroster <input type="checkbox"/> horn(s) <input type="checkbox"/> parking & trailer brake check <input type="checkbox"/> service brake check <input type="checkbox"/> *air or *hydraulic brake check <p>Lights Operations Check</p> <ul style="list-style-type: none"> <input type="checkbox"/> front <input type="checkbox"/> side <input type="checkbox"/> rear <p>Front of Vehicle/Engine Area</p> <ul style="list-style-type: none"> <input type="checkbox"/> lenses <input type="checkbox"/> fluid levels <input type="checkbox"/> fluid & air leaks <input type="checkbox"/> steering systems <p>Steering Axle</p> <ul style="list-style-type: none"> <input type="checkbox"/> tires <input type="checkbox"/> rims <input type="checkbox"/> lug nuts <input type="checkbox"/> springs & air bags & shocks <input type="checkbox"/> brake lines or hoses & leaks <input type="checkbox"/> brake contaminates <p>Side of Vehicle</p> <ul style="list-style-type: none"> <input type="checkbox"/> lenses & reflectors <input type="checkbox"/> mirror(s) & monitoring devices <input type="checkbox"/> battery & electrical systems <input type="checkbox"/> fuel tank(s) <input type="checkbox"/> frame(s) <p>Rear of Vehicle</p> <ul style="list-style-type: none"> <input type="checkbox"/> lenses & reflectors 	
--	--

* Automatic failure if not performed correctly

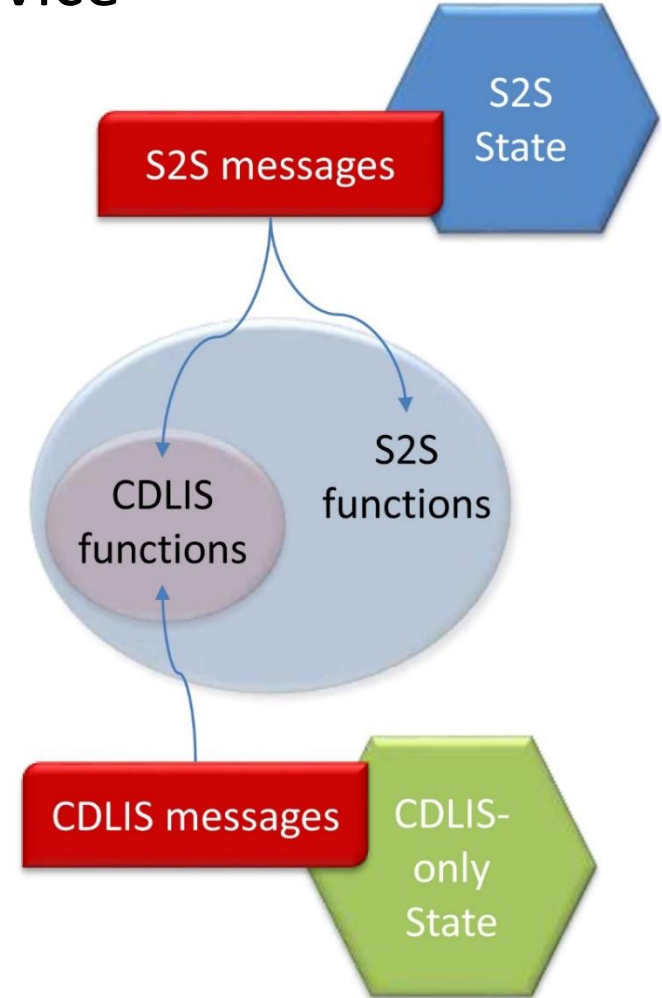
You may use this checklist for your CDL Vehicle Inspection test, but NO additional markings or writing may be placed on this list. You MUST name, point to or touch each safety critical item and explain WHAT you are inspecting for and WHY (rationale) you are inspecting it.



State to State Verification Service



	# of Jurisdictions
Participating	40
Not participating	11



Mobile DL





Mobile DL



Mobile Driver License (mDL) Model Legislation

Introduction

The Mobile Driver's License (mDL) Model Legislation has been developed to facilitate the uniformity of proposed legislative changes related to implementation of mDL in various jurisdictions. The model legislation is meant to demonstrate how the requirements in the ISO standards and [AAMVA Mobile Driver's License Implementation Guidelines](#) could be represented in jurisdiction-specific legislation. Thus, the language contained in the model legislation is designed to offer examples and is not expected to be proposed to legislatures without consideration for controlling legal provisions in your jurisdiction.

Electronic Credential Act

§ 1. Definitions

"Credential" is a driver's license, learner's permit, or identification card.

"Credential Holder" is the individual that has been issued a physical or Electronic Credential.

"Data Element" means a distinct component of a customer's information that is found on a Department's customer record.

"Department" is the jurisdictional authority responsible for issuing and maintaining an Electronic Credential.

"Electronic Credential" is an electronic extension of the Departmental issued Physical Credential that conveys identity and driving privilege information and is in compliance with AAMVA's Mobile Driver License Implementation Guidelines and the ISO/IEC 18013-5 standard.

"Electronic Credential System" means a digital process that includes a method for provisioning Electronic Credentials, requesting and transmitting Electronic Credential Data Elements, and performing tasks to maintain the system.

ISO – the International Organization for Standardization, which creates uniform processes and procedures.

"Physical Credential" is a Departmental issued document that conveys identity and driving privilege information and is in compliance with AAMVA's Card Design Standard.


4401 WILSON BLVD, SUITE 700, ARLINGTON, VA 22203 | 703.522.4200 | aamva.org

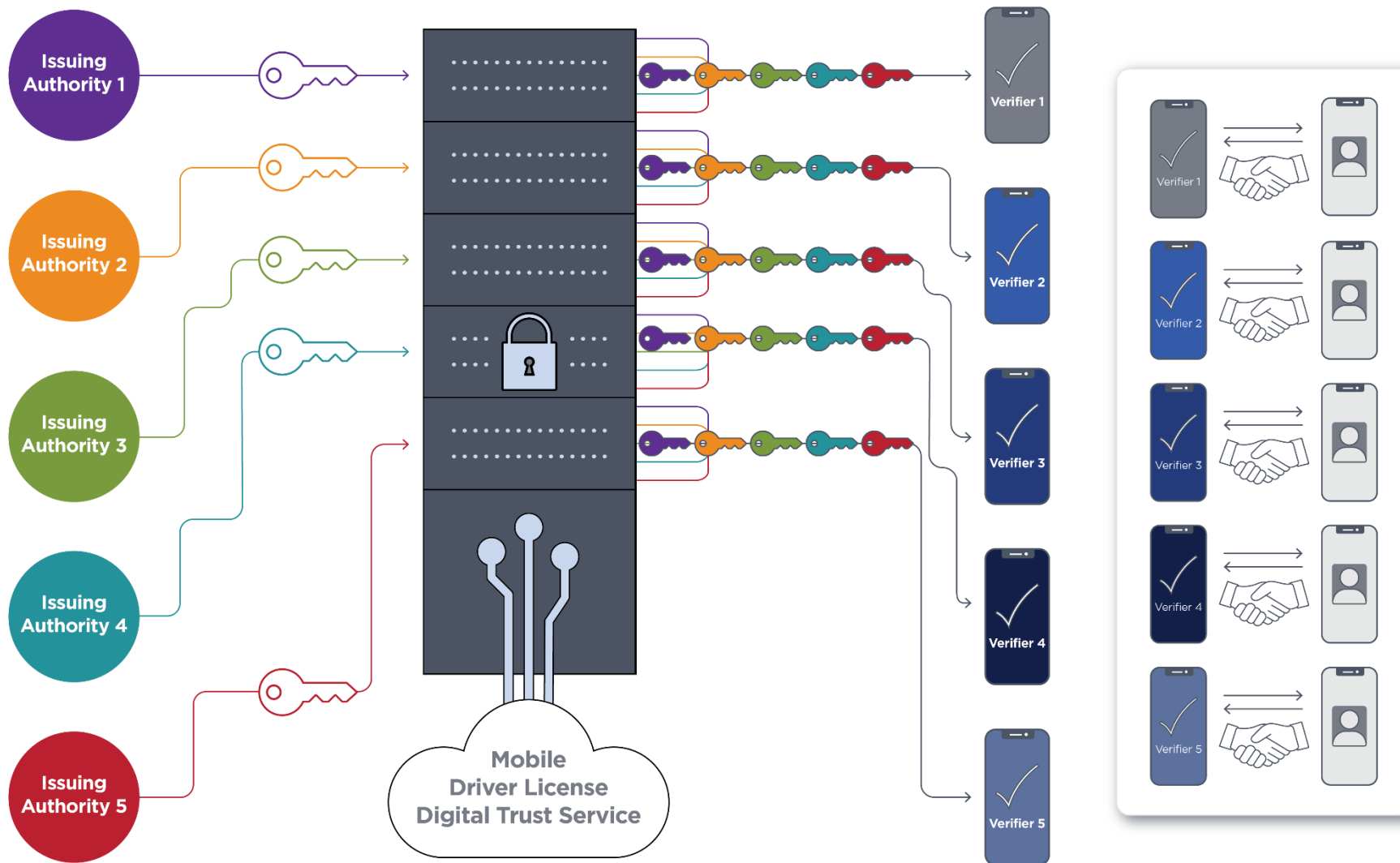


Procurement Guidance For Mobile Driver License (mDL)

August 2018

American Association of Motor Vehicle Administrators







Automated & Connected Vehicles



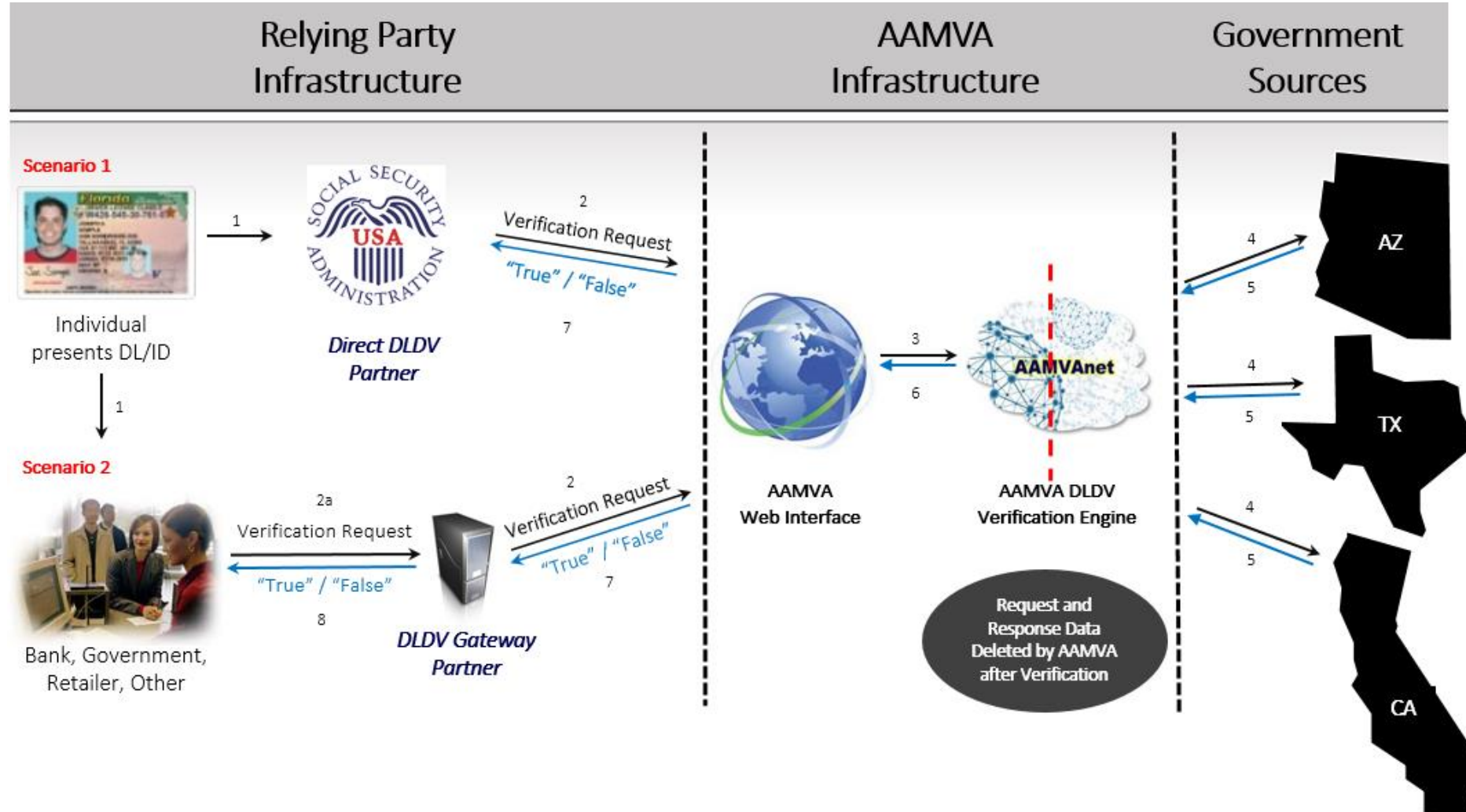


Fraud Detection & Remediation

The collage features seven resource guides, each with a distinct color scheme and title:

- Developing and Maintaining Successful Prosecutor Partnerships:** Whitepaper, Educational Slides, and Handout (June 2018)
- Deterrence and Detection of Fraud Best Practices:** Edition 2 (March 2018)
- Dyed Diesel Fuel Fraud Detection and Enforcement Best Practices:** (March 2018)
- Best Practices for the Prevention of Abandoned Vehicle & Mechanic's Lien Fraud:** (March 2018)
- Fraud Prevention Model Legislation Program Implementation Image Assistance:** (November 2018)
- Persons with Disabilities, Placards and License Plates:** Best Practices in Issuing and Issuing Point and Abuse (August 2018)
- MVA Investigative Unit Resource Guide:** Edition 2 (November 2018)

Driver License Data Verification





**Episode 197 – NHTSA
Vehicle Safety Recalls Week**

- NHTSA Deputy
Administrator Sophie
Shulman



**Episode 198 – Discussing
Roadway Safety with the
National Safety Council**

- Lorraine Martin,
President and CEO of the
National Safety Council



**Episode 200 – Working with
Tribal Authorities**

- James Manuel,
Washington State
Department of Licensing
- Captain Rick Roberts
Alaska State Troopers



American Association of
Motor Vehicle Administrators

National Association of Publicly Funded Truck Driving Schools

April 23, 2024

Ian Grossman, AAMVA President and CEO

OUR VISION

Safe drivers

Safe vehicles

Secure identities

Saving lives!